



ST. VIVEKANAND LOTUS VALLEY PUBLIC SCHOOL

SECTOR-18 HUDA, JAGADHRI

SESSION 2024-25



“To be ready for tomorrow’s opportunities, do your homework today.

Learn, refine your skills, and focus on growth.”



Summer vacation is the other name of joy, fun and frolic and unending enjoyment. The holidays homework designed by the mentors is a medium for you all to achieve the motto of “Fun and Learn.” The activity based holiday homework fosters curiosity, develops creativity, enhances knowledge and instils the joy of learning. It is well recognised that St. Vivekanand Lotus Valley Public School not only focuses on academics but lays equal importance on co-scholastic competencies. So gear up and enjoy the assigned work whole-heartedly.

General Instructions:

- ❖ *Kindly follow the below mentioned instructions to do the Homework:
The Holidays Homework has been divided into separate Categories. For example:*
 - Part – A (Learning work)**
 - Part – B (Assignment)**
 - Part – C (Project work)***Do the Holidays Homework neatly & in legible handwriting.*
- ❖ *Apart from the Holidays Homework also help your ward to revise the syllabus done in the Class for all the subjects till date.*
- ❖ *Kindly prepare a beautiful folder for the holiday homework, decorate and label it well (refer to the sample pic).*



- ❖ **Best 3 Holidays Homework per section shall be awarded and the best models shall be selected for Exhibition.**
- ❖ *Parents are requested to help their wards to complete the homework under their guidance.*
- ❖ *Holiday's homework should be submitted positively by 6th July 2024.*

The School also desires you to adhere to the following guidelines for a fulfilling break:

1. *Wake up early in the morning.*
2. *Follow a Fitness Routine. Do easy exercises / go for running/walk with your parents early in the morning.*
3. *Indulge yourself in Sports and Games.*
4. *Study well.*
5. *Maintain Good Health and Hygiene.*
6. *Stay indoors and in shaded places as much as possible.*
7. *Use an umbrella / hat / cap when outside.*
8. *Drink enough water and salted drinks (lemonade, fruit juices, ORS) frequently. Avoid junk food & eat healthy homemade food.*
9. *Respect & obey your elders.*

Suggestions for Parents

- * *Make sure that you spend quality time with your ward.*
 - * *Giving them small responsibility in household chores will make them independent.*
 - * *Teach them the importance of moral values in life. Remember the four magic words....PLEASE, THANK YOU, SORRY and EXCUSE ME. Help them to make these a part of their personality.*
 - * *Indulge yourself in various games with them.*
 - * *Read out any one Hindi/ English short story every day.*
 - * *Encourage them to converse in English at home.*
- **Parents can download holiday homework from school's website i.e. www.lotusvalley.edu.in or e-care pro app.**

NOTICE:-

The school will be closed for Summer Vacation from May 25, 2024, to July 3, 2024. It will reopen on July 4, 2024, with the same school timings.

"Happy holidays, little stars! Shine bright and enjoy the magic!"



PART-A

• English (Oral)

Learn Rhymes

1. My dear crayons (Shapes & Colours Book pg.no. 5)
2. My drum (Shapes & Colours Book pg.no. 15)
3. ABCD Song (Shapes & Colours Book pg.no. 17)
4. I See Colours (Medley Magic Book pg. no.3)

• Maths (Oral)

1. Recognition of Numbers 1-5
2. Counting 1-10
3. Recognition of shapes (circle, square, triangle and rectangle)

• General Conversation

Learn Q/Ans 1 to 10 from Assignment book (Page no. 6)

• EVS

Learn Q/Ans 1 to 10 from Assignment book (Page no. 3)

• Art & Craft

Do Pg. no. 62 & 63 from Theme 1 (Shapes and colours) on A4 sheet.

PART-B


Starting line

The image shows a large rectangular area with 20 vertical lines. Each line has a small black dot at the top, indicating a starting point for a drawing or activity. The lines are evenly spaced and extend from the top to the bottom of the page. The text 'Starting line' is written vertically on the right side of the page, next to the first line.




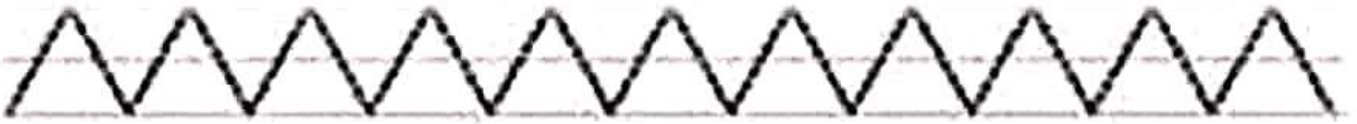
Sleeping line

A series of 15 vertical lines for handwriting practice. Each line has a small black dot in the center, serving as a starting point for writing. The lines are evenly spaced and extend across most of the page's height.

Starting line



TRACE THE PATTERNS



Write Numbers 1-5

T
O

T
O

T
O

T
O

T
O

.
.
.
.
.
.
.

.
.
.
.
.
.
.

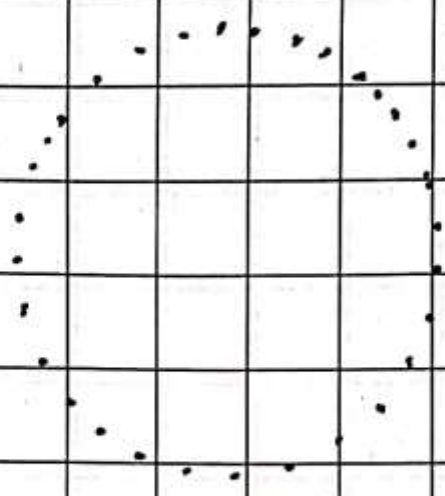
.
.
.
.
.
.
.

.
.
.
.
.
.
.

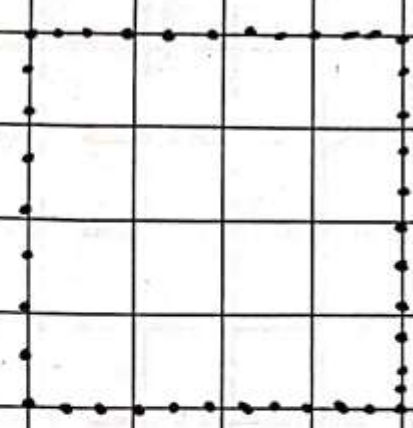
.
.
.
.
.
.
.

Trace and colour the shapes

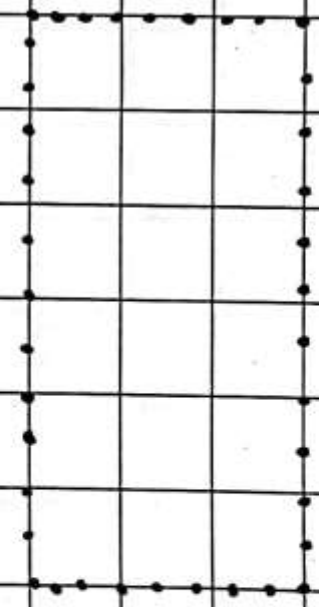
Circle



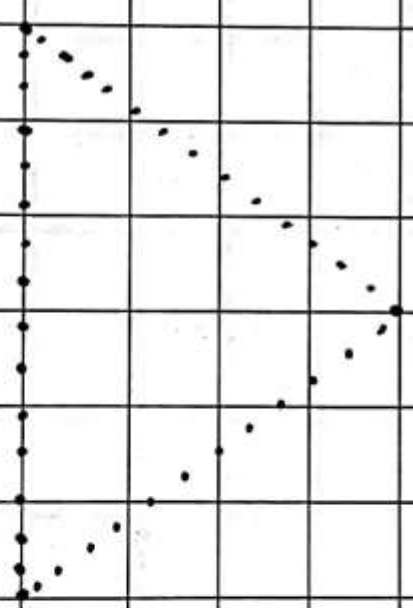
Square



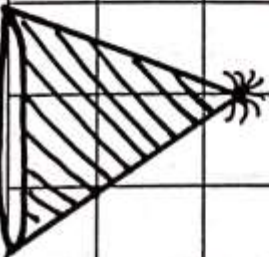
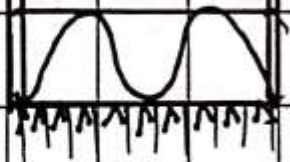


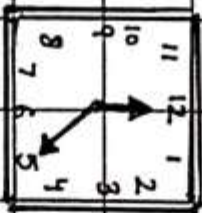

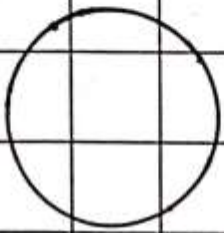
Rectangle



Triangle




Identify the shape and match with the related object



PART-C

Coloring

House



Paste your loved ones photographs to make your
FAMILY TREE




**Make any one 3D Animal
(Use the reference sheet)**



*Create vibrant sunflower art
using origami sheets:
fold, shape, and bloom!*



Press **EARBUDS** onto paper
to make
rainbow look
more colourful
and beautiful!



**STICK COTTON ON THE
SHEEP**

