



ST. VIVEKANAND LOTUS VALLEY PUBLIC SCHOOL

SECTOR-18 HUDA, JAGADHRI

SESSION 2024-25



“To be ready for tomorrow’s opportunities, do your homework today.

Learn, refine your skills, and focus on growth.”



Summer vacation is the other name of joy, fun and frolic and unending enjoyment. The holidays homework designed by the mentors is a medium for you all to achieve the motto of “Fun and Learn.” The activity based holiday homework fosters curiosity, develops creativity, enhances knowledge and instils the joy of learning. It is well recognised that St. Vivekanand Lotus Valley Public School not only focuses on academics but lays equal importance on co-scholastic competencies. So gear up and enjoy the assigned work whole-heartedly.

General Instructions:

- ❖ *Kindly follow the below mentioned instructions to do the Homework:
The Holidays Homework has been divided into separate Categories. For example:*
 - Part – A (Written and Learning work)**
 - Part – B (Project work)**
 - Part – C (Assignments)***Do the Holidays Homework neatly & in legible handwriting.*
- ❖ *Apart from the Holidays Homework also help your ward to revise the syllabus done in the Class for all the subjects till date.*
- ❖ *Kindly prepare a beautiful folder for the holiday homework, decorate and label it well (refer to the sample pic).*



- ❖ **Best 3 Holidays Homework per section shall be awarded and the best models shall be selected for Exhibition.**
- ❖ *Parents are requested to help their wards to complete the homework under their guidance.*
- ❖ *Holiday's homework should be submitted positively by 6th July 2024.*

The School also desires you to adhere to the following guidelines for a fulfilling break:

1. *Wake up early in the morning.*
2. *Follow a Fitness Routine. Do easy exercises / go for running/walk with your parents early in the morning.*
3. *Indulge yourself in Sports and Games.*
4. *Study well.*
5. *Maintain Good Health and Hygiene.*
6. *Stay indoors and in shaded places as much as possible.*
7. *Use an umbrella / hat / cap when outside.*
8. *Drink enough water and salted drinks (lemonade, fruit juices, ORS) frequently. Avoid junk food & eat healthy homemade food.*
9. *Respect & obey your elders.*

Suggestions for Parents

- * *Make sure that you spend quality time with your ward.*
 - * *Giving them small responsibility in household chores will make them independent.*
 - * *Teach them the importance of moral values in life. Remember the four magic words....PLEASE, THANK YOU, SORRY and EXCUSE ME. Help them to make these a part of their personality.*
 - * *Indulge yourself in various games with them.*
 - * *Read out any one Hindi/ English short story every day.*
 - * *Encourage them to converse in English at home.*
- *Parents can download holiday homework from school's website i.e. www.lotusvalley.edu.in or e-care pro app.*

NOTICE:-

The school will be closed for Summer Vacation from May 25, 2024, to July 3, 2024. It will reopen on July 4, 2024, with the same school timings.

"Happy holidays, little stars! Shine bright and enjoy the magic!"



PART-A

English (Oral)

Learn the following Rhymes well–

1. We see leaves (Page no. 6) Little Champs Medley Magic
2. Yellow page no. 47 from (Theme 1 shapes and colours)

English Conversation Q/Ans

Learn Q/Ans 1-10 from (page no.11 Assignment book)

English (Written)

1. Write A-Z (twice) in notebook

Maths

1. Write numbers 1-30 (twice) in notebook and learn it well.

Hindi (Written)

1. अ- ऋ दो बार पुस्तिका में लिखो

Hindi (Oral)

Reading – Page no. 3-9 from अक्षर माला

EVS

1. Learn Q/Ans 1-8 from pg no.3 (Assignment book) and revise the recognition of shapes from Pg no. 42-46 (Theme 1 Shapes and Colours).

PART-B

English

1. Make a model of a House and demonstrate it (refer to Pg. no.15 Theme 1) Roll no. 1-12
2. Make a 3D model of Rainbow and learn all its colours well.(Refer Pg. no. 21Theme 1)
Roll no. 13 onwards

Maths

1. Make a model of any 1 Shape and paste 4-5 original objects related to that shape.(Refer Pg no. 32-35 Theme 1) Roll no. 1-12
2. Make any 3D object using different kinds of shapes (Refer Pg no. 38 Theme 1) Roll no. 13 onwards

EVS

1. Make a Paper dress and a Headgear and decorate it beautifully using cutouts of different shapes. You may also use circular, mirrors and stars etc. (Roll no. 1 onwards)

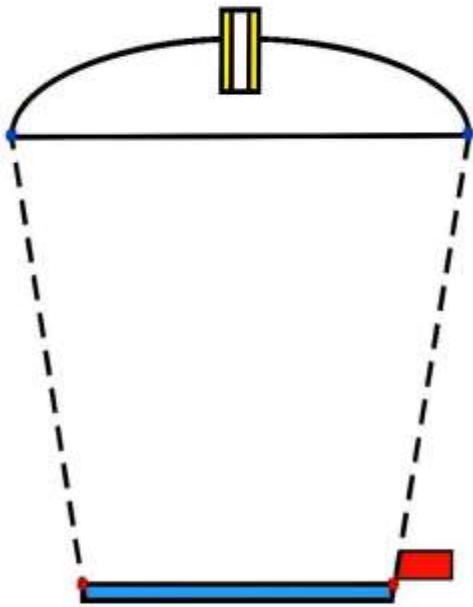


ART& CRAFT

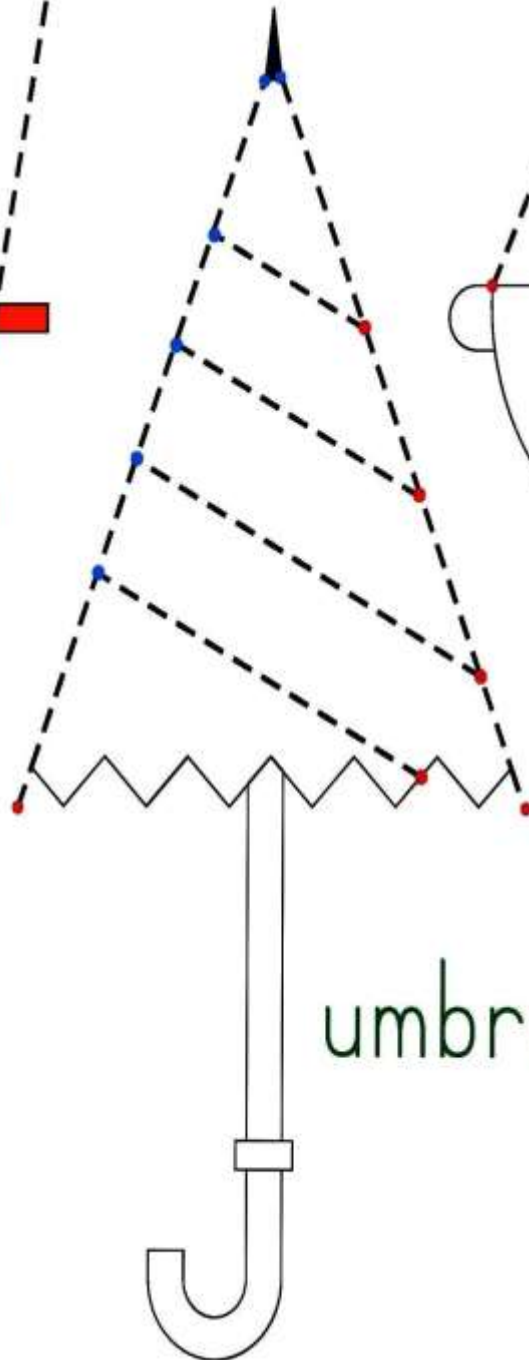
1. Do Pg. no. 57,58,63,64 (Theme 1)
2. Draw and cut a butterfly shape onto a cardboard and wrap Yarn randomly around butterfly to cover it well (Ref Pg. no. 16 of Part- C)
3. Paste pencil shavings in the fan and skirt of the dancing girl and make her ready to rock the floor (Ref Pg. no. 17 of Part- C)

PART-C

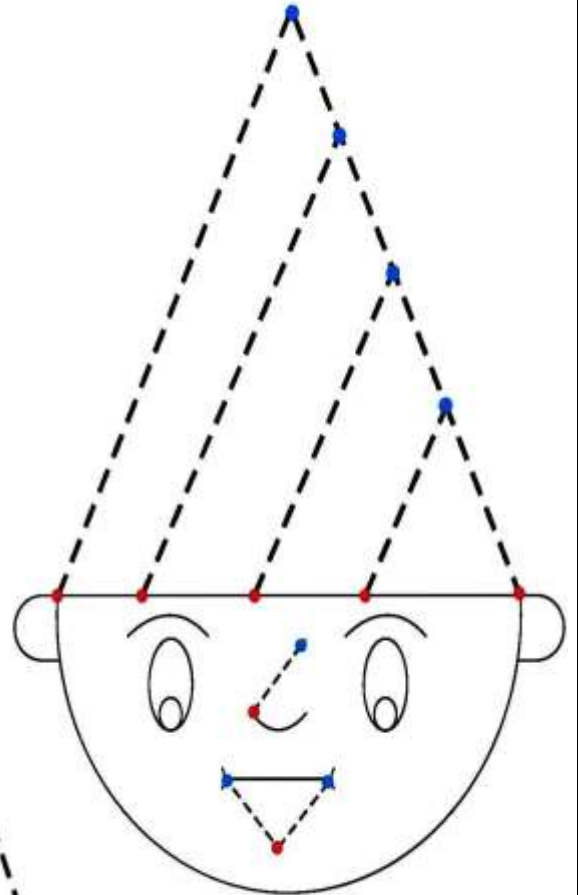
Trace the dotted lines and colour the picture.



dustbin

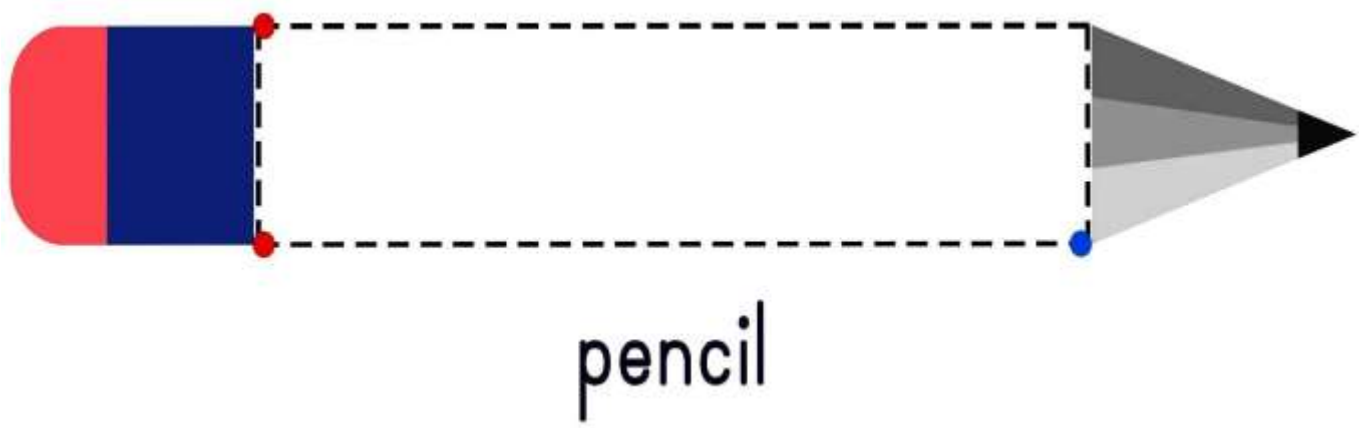
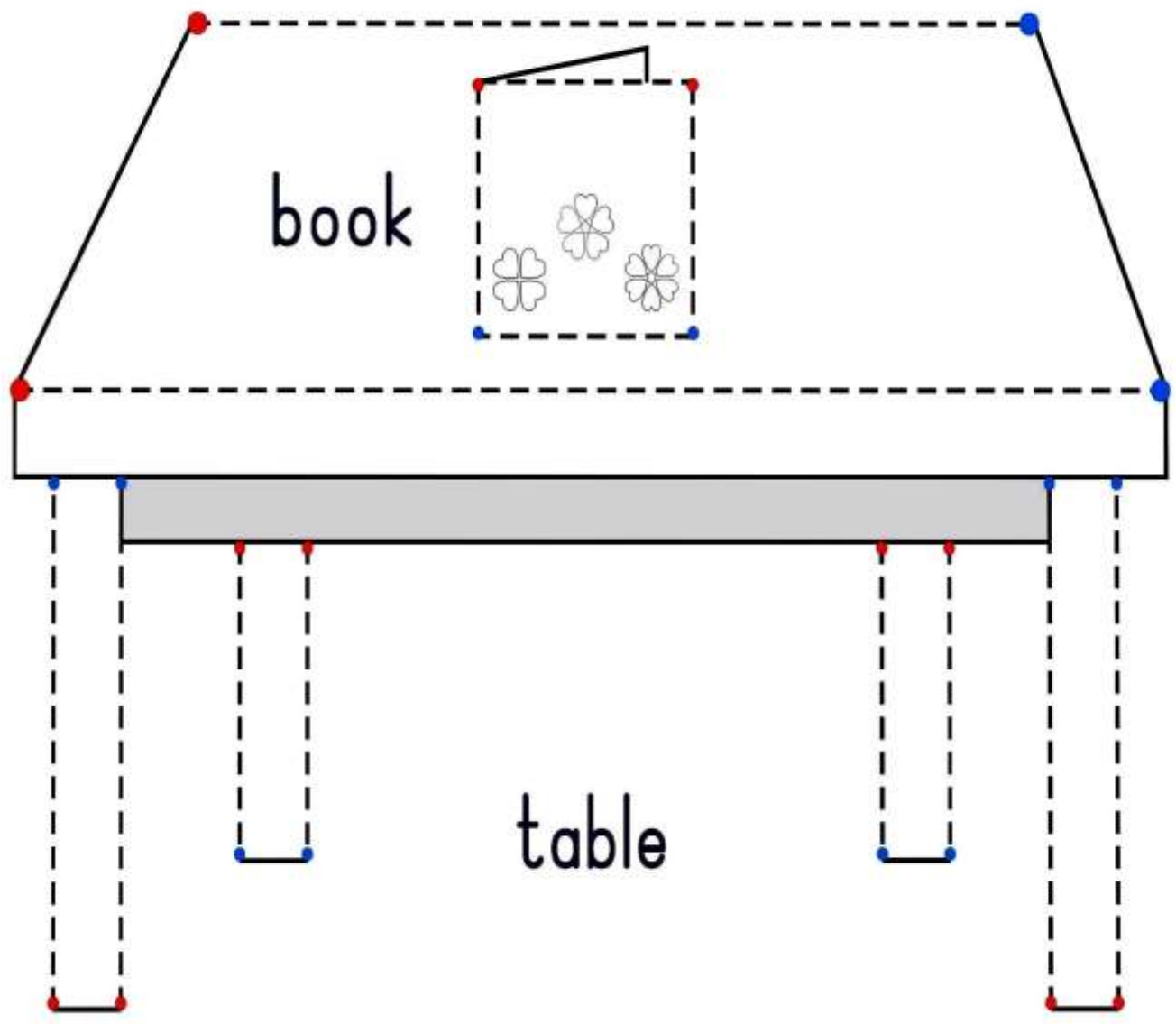


umbrella



clown

Trace the dotted lines & color the picture.



Join each letter to the picture with same beginning sound.



B



A



E



C



K



H

WRITE MISSING LETTERS

A			D					H	
---	--	--	---	--	--	--	--	---	--

	K			N		P		R	
--	---	--	--	---	--	---	--	---	--

S		U			X			Z	
---	--	---	--	--	---	--	--	---	--

See the picture and write the first letter
























Numbers

Name: _____









Roll Number: _____









Write the missing Numbers



Count the objects and write the number inside the box.

 <input data-bbox="119 481 271 683" type="text"/>	 <input data-bbox="813 470 965 683" type="text"/>
 <input data-bbox="119 929 271 1142" type="text"/>	 <input data-bbox="813 929 965 1142" type="text"/>
 <input data-bbox="119 1388 271 1601" type="text"/>	 <input data-bbox="813 1388 965 1601" type="text"/>
 <input data-bbox="119 1848 271 2060" type="text"/>	 <input data-bbox="813 1848 965 2060" type="text"/>

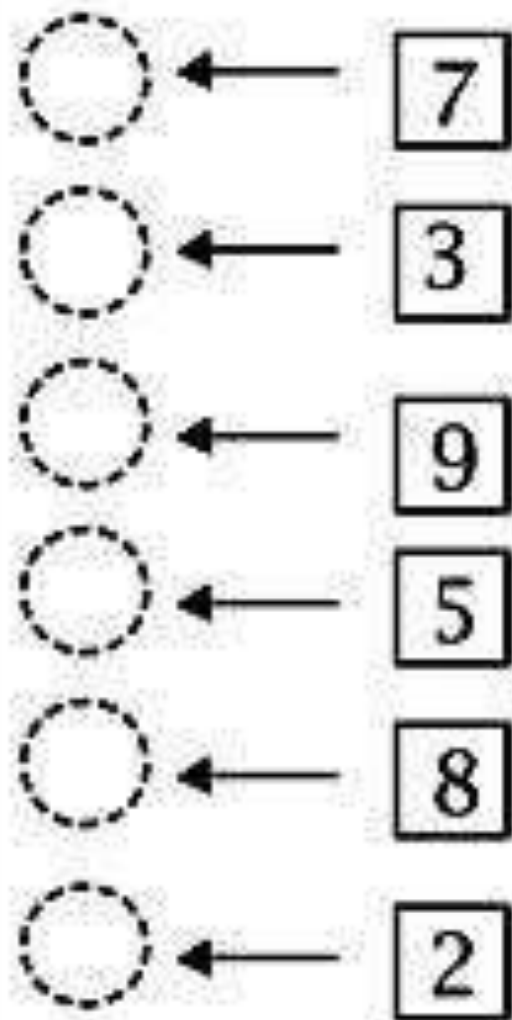
Check the box next to the shape that matches the shape of the real-world object.




Can you complete the logical order of patterns?



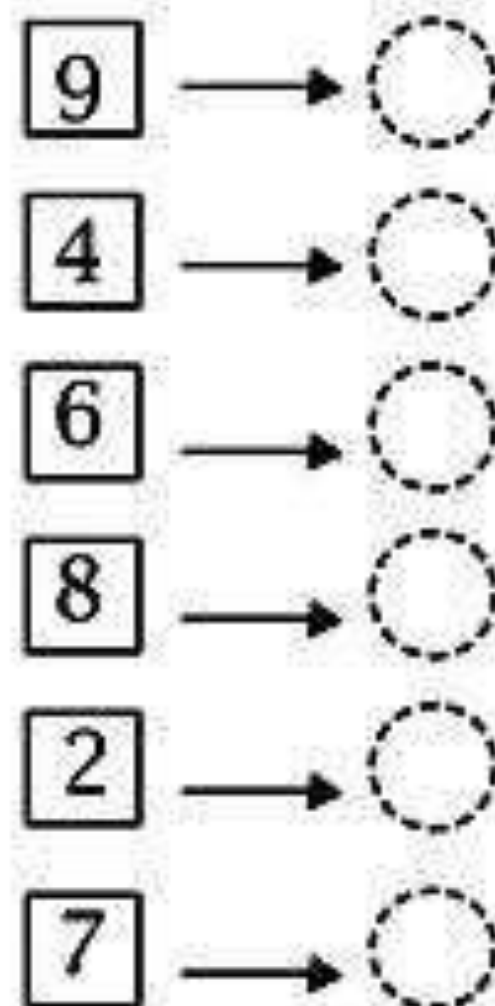
Before



Between



After



सही अक्षर लिखकर वर्णमाला को पूरा करें

अ



इ



ऊ

ऋ

समान वर्ण को मिलान करो

अ

इ

आ

उ

ऋ

ऊ

ऌ

आ

ऍ

ऋ

ऎ

अ

नाम: _____


तिथि: _____

अक्षर को चित्र से मिलाओ

अ

•

•



आ

•

•



इ

•

•



ए

•

•



उ

•

•



ऊ

•

•



स्वर ऋ में गोला लगाएँ



ऋषि



ऋतु

ऋ

ऋ

ज्ञ

ज्ञ

क्ष

ऋ

क्ष

ऋ

ऋ

त्र



