



**ST. VIVEKANAND LOTUS VALLEY PUBLIC SCHOOL**

**SECTOR-18 HUDA, JAGADHRI**

**SESSION 2024-25**



*“To be ready for tomorrow’s opportunities, do your homework today.*

*Learn, refine your skills, and focus on growth.”*



*Summer vacation is the other name of joy, fun and frolic and unending enjoyment. The holidays homework designed by the mentors is a medium for you all to achieve the motto of “Fun and Learn.” The activity based holiday homework fosters curiosity, develops creativity, enhances knowledge and instils the joy of learning. It is well recognised that St. Vivekanand Lotus Valley Public School not only focuses on academics but lays equal importance on co-scholastic competencies. So gear up and enjoy the assigned work whole-heartedly.*

**General Instructions:**

❖ *Kindly follow the below mentioned instructions to do the Homework:*

*The Holidays Homework has been divided into separate Categories. For example:*

**Part – A (Written and Learning work)**

**Part – B (Project work)**

**Part – C (Assignments)**

*Do the Holidays Homework neatly & in legible handwriting.*

❖ *Apart from the Holidays Homework also help your ward to revise the syllabus done in the Class for all the subjects till date.*

❖ *Kindly prepare a beautiful folder for the holiday homework, decorate and label it well (refer to the sample pic).*



❖ **Best 3 Holidays Homework per section shall be awarded and the best models shall be selected for Exhibition.**

❖ **Parents are requested to help their wards to complete the homework under their guidance.**

❖ **Holiday's homework should be submitted positively by 6<sup>th</sup> July 2024.**

**The School also desires you to adhere to the following guidelines for a fulfilling break:**

1. *Wake up early in the morning.*
2. *Follow a Fitness Routine. Do easy exercises / go for running/walk with your parents early in the morning.*
3. *Indulge yourself in Sports and Games.*
4. *Study well.*
5. *Maintain Good Health and Hygiene.*
6. *Stay indoors and in shaded places as much as possible.*
7. *Use an umbrella / hat / cap when outside.*
8. *Drink enough water and salted drinks (lemonade, fruit juices, ORS) frequently. Avoid junk food & eat healthy homemade food.*
9. *Respect & obey your elders.*

## **Suggestions for Parents**

\* *Make sure that you spend quality time with your ward.*

\* *Giving them small responsibility in household chores will make them independent.*

\* *Teach them the importance of moral values in life. Remember the four magic words ....PLEASE, THANK YOU, SORRY and EXCUSE ME. Help them to make these a part of their personality.*

\* *Indulge yourself in various games with them.*

\* *Read out any one Hindi/ English short story every day.*

\* *Encourage them to converse in English at home.*

➤ **Parents can download holiday homework from school's website i.e. [www.lotusvalley.edu.in](http://www.lotusvalley.edu.in) or e-care pro app.**

### **NOTICE:-**

*The school will be closed for Summer Vacation from May 25, 2024, to July 3, 2024. It will reopen on July 4, 2024, with the same school timings.*

*"Happy holidays, little stars! Shine bright and enjoy the magic!"*



## PART-A

### ENGLISH

Reading – Page no. 16, 19, 22 and 24 from theme 1 (Shapes and colours)

Learn the following Rhymes well–

1. The rainbow song (Page no. 6)
2. Miss Polly (1 stanza) page no. 7 from Little Champs Medley Magic
3. The Star (Page no. 9 Theme1)

### English (Written)

1. Write a-z (twice) in notebook
2. Write 5 words each of an and at family word twice in notebook

### MATH

1. Write numbers 0-49 (twice) in notebook

### हिंदी

1. अ-अ: दो बार पुस्तिका में लिखो
2. क-ज्ञ दो बार पुस्तिका में लिखो

### Hindi (Oral)

Reading – Page no. 15, 16, 17, 22, 23 and 24 from शब्द माला

### EVS

1. Learn Q/Ans 1-10 from pg no. 21 (Assignment book)
2. Learn - Myself from pg no.17 of Assignment Book

## PART-B

### English

Make models of given family words (Paste 8-10 pictures in 3D form on a thermocol sheet and learn the words well)

1. an word family (Roll no. 1-15)
2. at word family (Roll no.16 onwards)

### Maths

1. Make a creative model of 3D shapes -refer to pg. no.29 (Roll no. 1-15) and learn 1-2 lines on each shape.
2. Make Model of B'day scene-refer to pg. no.28 (Roll no. 16 onwards) and learn to describe the shapes well for example- This is a birthday cap. It is triangular in shape.

## EVS

1. Make 3D props of your favourite season and learn 5 lines on it. (Roll no. 1-15)



2. Make a 3D model of your favourite Animal and learn 5 lines on it. (Roll no. 16 onwards)



## Hindi

चार्ट पेपर पर दो अक्षर वाले शब्द लिखकर उनके चित्र चिपकाओ और सभी चित्रों पर एक-एक पंक्ति याद करो (जैसे – नल- नल से हमें जल मिलता है)

# बिना मात्रा के शब्द

२ अक्षर वाले रिक्त स्थान भरें



न\_\_



फ\_\_



ज\_\_



घ\_\_



ब\_\_



ए\_\_



ख\_\_



र\_\_



ह\_\_



व\_\_



ब\_\_



ध\_\_

एक अक्षर के साथ अलग-अलग अक्षर जोड़कर शब्द बनाना सीखे।

<b>क</b>	ल	कल
	म	कम
	प	कप

<b>फ</b>	ल	
	न	
	ट	

<b>स</b>	र	
	ब	
	च	



<b>आ</b>	प	
	म	
	ग	

<b>ह</b>	म	
	ल	
	क	

<b>म</b>	न	
	ल	
	र	


Task 1 : चित्र देखकर उनके नाम लिखिए ।

बतख गगन गरम मगर कलम मटर












# My at Words



# an Words



Write the missing letters.

—	an	
—	an	
—	an	
—	an	
—	an	
—	an	
—	an	

In each row, read and circle the words that match the picture.



fan man tan fan  
pan fan ban van



ban can ran ran  
ran fan tan van



man van ban fan  
can man pan man



tan pan tan tan  
can van fan ban



tan fan ran van  
van man van pan

Put the sign  $<$ ,  $>$ ,  $=$

22

29

41

39

37

37

25

24

19

32

49

47

10

17

15

32

Write each missing number.

1		3		5			8
9		11		13			16
17		19		21			24
25		27		29			32
33		35		37			40
41		43		45			48
				49			50

Name: \_\_\_\_\_

KG \_\_\_\_\_

Date: \_\_\_\_\_

Q. Write number: (before, between, after)

Before

\_\_\_\_ 8

\_\_\_\_ 17

\_\_\_\_ 12

\_\_\_\_ 1

\_\_\_\_ 20

\_\_\_\_ 44

Between

1 \_\_\_\_ 3

20 \_\_\_\_ 22

8 \_\_\_\_ 10

14 \_\_\_\_ 16

31 \_\_\_\_ 33

19 \_\_\_\_ 21

After

6 \_\_\_\_

13 \_\_\_\_

29 \_\_\_\_

34 \_\_\_\_

17 \_\_\_\_

42 \_\_\_\_