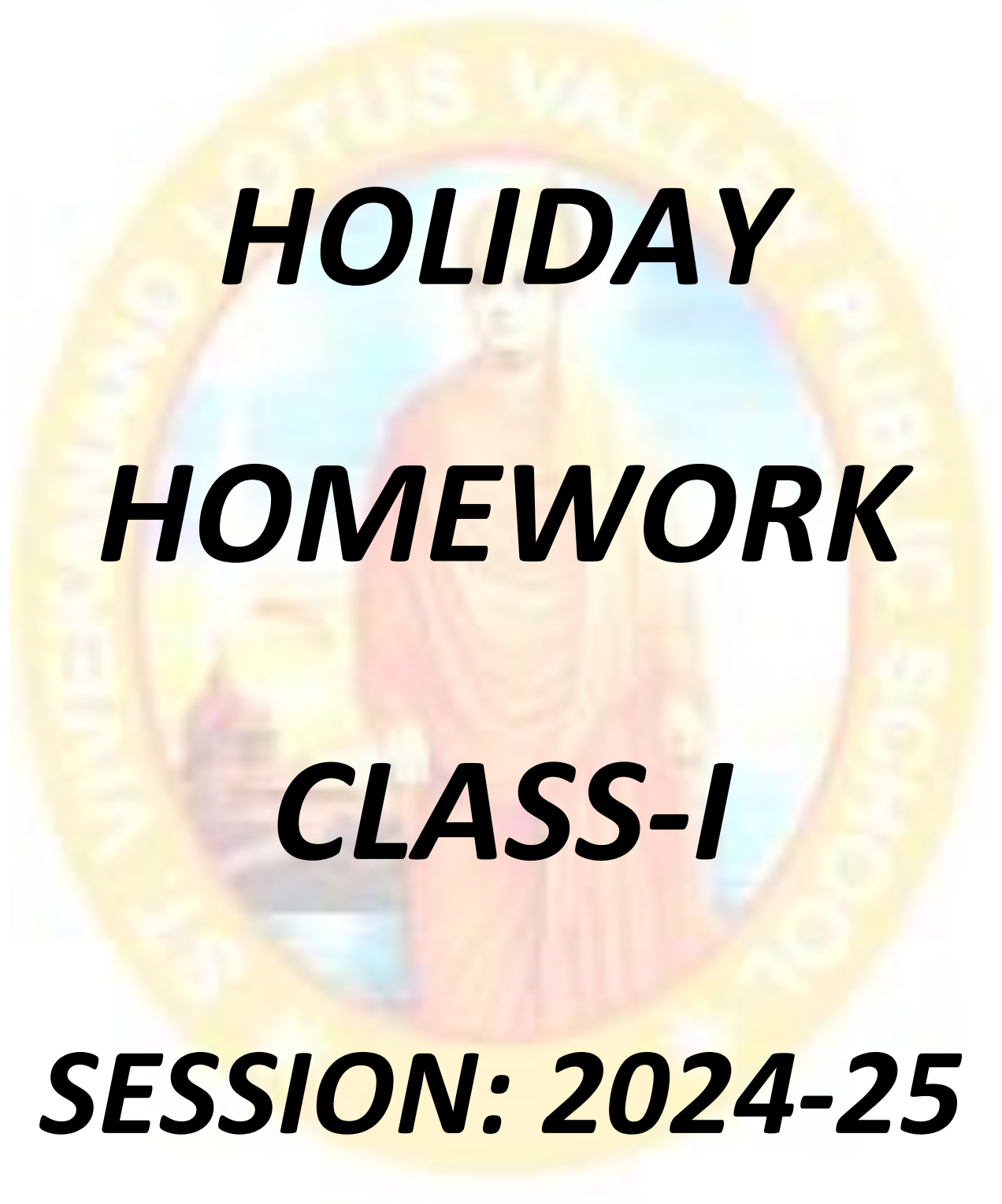


**ST. VIVEKANAND LOTUS VALLEY PUBLIC  
SCHOOL**

**SECTOR-18 HUDA, JAGADHRI**



***HOLIDAY  
HOMEWORK  
CLASS-I***

***SESSION: 2024-25***

***New session, new books and new friends have kept the kids buzzing for a while and now the much awaited vacation is here! Summer break is the best time of the year for parents and children alike. While parents get to spend the maximum time with their young ones during this period; for kids, it's time for family bonding, lots of ice cream, time to visit grandparents and getting pampered to no end.***

***Keeping this in mind, the subject wise assignments given as holidays homework have been planned with the view to make the optimum use of youngsters' energy and give a vent to their creativity so that the process of learning continues during the vacation as well. Parents' support and encouragement is sought to ascertain that the budding minds take out some time from long summer days and switch on the search energy of their minds in exploring and learning.***

***We hope that the students enjoy these holidays thoroughly in a way that they inculcate some values, virtues, and knowledge in the bargain!!!!***

## **GENERAL INSTRUCTIONS**

- Kindly follow the below mentioned instructions to do the Homework:  
The Holidays Homework has been divided into separate Categories.  
For example:  
Part – A (Written and Learning work)  
Part – B (Models & Charts)  
Part – C (Assignments)  
Do the Holidays Homework neatly & in legible handwriting.
- Apart from the Holidays Homework also help your ward to revise the syllabus done in the Class for all the subjects till date.
- Assignments (Part-C of Holiday Homework) should be done neatly by taking printouts on A-4 sheets.
- After completion of assignments, paste it in respective subject notebooks.
- The work should be original and not copied from Internet.
- The models, charts and Assignments should be submitted to the respective subject teacher.
- The holiday homework would be marked out of 10 marks for each subject.
- Models should be strictly made on the guidelines prescribed.
- Best models/charts will be displayed in the Summer Project Exhibition and the student will demonstrate it.
- Holiday homework should be submitted on July 5, 2024 i.e. Friday.

### **NOTICE:-**

**The school will be closed for Summer Vacation from May 28, 2024 to July 1, 2024. It will reopen on July 2, 2024, with the same school timings.**

*The School also desires you to adhere to the following guidelines for a fulfilling break:*

- 1. Wake up early in the morning.*
- 2. Follow a Fitness Routine. Do easy exercises / go for running with your parents early in the morning.*
- 3. Indulge yourself in Sports and Games.*
- 4. Study well.*
- 5. Maintain Good Health and Hygiene.*
- 6. Enroll yourself in any Hobby Class.*
- 7. Read books to keep reading alive.*
- 8. Stay indoors and in shaded places as much as possible.*
- 9. Use an umbrella / hat / cap when outside.*
- 10. Drink enough water and salted drinks (lemonade, fruit juices, ORS) frequently. Avoid junk food & eat healthy homemade food.*
- 11. Keep & take care of indoor plants to reduce room temperature.*
- 12. Respect & obey your elders.*



**Kindly take a note that every student has to make the models as per the subject assigned. The charts of all subjects have to be made as per the Roll Nos. allotted.**

**I Rose – English & Maths**

**I Daisy – Hindi & EVS**

## **ENGLISH**

### **PART-A**

- **Revise all the work done in class.**

#### **To be done in 3 in 1 notebook.**

1. Write a short story and circle all the nouns/ naming words.
2. Write 10 pages of handwriting. Use correct formation of alphabets.
3. Write the following creatives with the help of given hints: (10-15 lines)

(a) Lunch box

Hints: - lunch box- colour - made up of steel / plastic - beautiful- easy to carry- keep my food fresh - keep neat and clean - like

(b) School bag

Hints: - school bag – colour - made up of cloth – big cartoon - pockets – beautiful – plastic / metal locks – keep books and notebooks etc – like

### **PART-B**

I. Prepare a beautiful chart according to your Roll No. -

Mention your name, class, Roll No. at the bottom of the chart.

(a) (Roll no. 1-18) Make a chart on 'Genders'. Write (10-15) words with their pictures. Learn it well.

(b) (Roll no. 19 onwards) Make a chart of singular & plural. Write 10-15 words using pictures. Learn it well.

II. Make a beautiful model as per your Roll No. -

(a) (Roll no. 1 to 18) Make a beautiful family tree with pictures of your family members on a chart paper. Paste it on a thermocole sheet. Learn five sentences about each family member.

(b) (Roll no. 19 onwards) Make a model on 'Use of Articles a/an'. Prepare flash cards of A & An. Paste 8-10 pictures each of vowel & consonant sound.

## **MATHS**

### **PART-A**

#### **Book work**

1. Complete page no. 9-12, if not done (My learning Hub Book Part-A)
2. Do page no. 58, 62, 102, 103, 106 (My learning Hub Book Part-A)
3. Complete Ch-3 in My Practice Hub Book, if not done.

#### **To be done in separate three-in-one notebook**

1. Write and learn spellings of 20, 30, 40, 50, 60, 70, 80, 90
2. Write and learn Tables 0-3.

## PART-B

### Models

1. Working Model of Place value. (Roll No. 1-12)
2. Model of 3-D shapes. (Roll No. 13-24)
3. Working Model of Clock → To show time. (Roll No. 25 onwards)

### Make a beautiful chart as per your Roll No. -

1. Addition Facts and learn them well. (Roll No. 1-12)
2. Subtraction Facts and learn them well. (Roll No. 13-24)
3. 2-D & 3-D shapes and learn them well. (Roll No. 25 onwards)

### E.V.S

#### PART-A

- Revise all the work done in class.

#### **To be done in separate three-in-one notebook**

- Learn and write defines of Ch-1 to Ch-4.

#### PART-B

#### Prepare a beautiful chart as per your Roll. No. →

Roll No. 1-10 → People who help us (Any 8-10). Learn their duties well.

Roll No. 11-20 → Types of family. Learn 4-5 sentences on each types of family.

Roll No. 21-30 → Parts of body. Learn the names of body parts and their functions well.

Roll No. 30 onwards → Healthy and Unhealthy food. Paste 8-10 pictures each of healthy and unhealthy food.

#### Prepare a beautiful 3-D Model as per your Roll No. →

Roll No. 1-12 → Model of 'A House' showing different rooms and kitchen. (Refer page no. 29 of E.V.S My Learning Hub). Learn to explain it well.

Roll No. 13-24 → Model of Places in Neighborhood. Learn 5-6 sentences on it.

Roll No. 24 onwards → Model of your school. Learn 8-10 sentences on it.

## HINDI

#### PART-A

1. कक्षा में कराई गई मात्राओं से संबंधित 10 सुलेख पृष्ठ (3 in 1) कॉपी में लिखिए।
2. पेज नं० 26, 27, 29, 30, 33, 34 प्रतिदिन पढ़िए और सही उच्चारण कीजिये।
3. कक्षा में कराया गया सारा कार्य दोहराइए।

#### PART-B

### Models

#### Prepare a beautiful model as per your Roll No. →

Roll No. 1-12 → कोई पाँच वाहनों का मॉडल बनाएं और उनके बारे में 2-3 पंक्तियाँ याद करें।

Roll No. 13-24 → Thermocol पर (10 -12) शब्दों के लिंग बदलकर लिखें और उनके चित्र चिपकाएं व याद करें।

Roll No. 25 onwards → एक चिड़िया और घोंसले का मॉडल बनाएं। (Refer Page No. 24 of Hindi Book)

तिनका - तिनका लाई चिड़िया कविता याद करें।

**Prepare a beautiful Chart as per your Roll No. →**

Roll No. 1-12 → स्वर और व्यंजन का चार्ट बनाएं। स्वर माला एवं वर्णमाला याद करें।

Roll No. 13-24 → फलों के नाम का चार्ट बनाएं (चित्र सहित)

Roll No. 25 onwards → शरीर के अंगों का चार्ट बनाएं।

**COMPUTER - Revise Chapter 1 & 2**

**Project Work:-**

- ❖ Draw/Paste the pictures of the different parts of computer on a chart paper. Learn their spellings well.

**ART & CRAFT**

**Class 1<sup>st</sup> Rose**

Roll NO. 1- 18 → Prepare a Paper Fan Folding Flower (Big size) Refer pg. no 38 of Arts Book.

ROLL NO 19 Onwards → Make any Animal using Paper and waste material.



**Class 1<sup>st</sup> Daisy**

Roll No. 1 to 18 → Make Mr. Robot (Refer pg. no -52)

Make any Bird using Paper and Waste material. (ROLL NO 19 Onwards)



**G.K**

- Revise all the work done in class. (Page No. 7 to 16, 19 and 20)
- Do page no. 22, 24, 25, 26 and 30 in the G.K book.

**PART-C**

**(Printouts of the following Assignments to be taken, solve them and paste in subject notebook).**

**English Assignment – I (Literature)**  
**Chapter-3 (Rani's First Day at school)**

**Q1. Read the given lines carefully and answer the following questions:**

We reach the gate.

Mummy lets go of my hand.

She stays at the gate.

I have to go inside alone.

There are many faces all around me.

**a) Write the name of the chapter.**

Ans. \_\_\_\_\_

**b) What happens at the gate?**

Ans. \_\_\_\_\_

**c) What does Rani see inside the gate?**

Ans. \_\_\_\_\_

**d) Frame sentences using the following words:**

a) hold-

\_\_\_\_\_

b) grown-

\_\_\_\_\_

c) tight-

\_\_\_\_\_

d) reach-

\_\_\_\_\_

e) alone-

\_\_\_\_\_

f) inside-

\_\_\_\_\_



g) waves-

\_\_\_\_\_

h) disappear-

\_\_\_\_\_

**Q2. State whether True or false.**

a) There are two children near the school. \_\_\_\_\_

b) It is Rani's first day at school. \_\_\_\_\_

c) Rani tells mummy to touch her hand. \_\_\_\_\_

d) The teacher comes out from the school. \_\_\_\_\_

e) The children come to school by truck. \_\_\_\_\_

**Q3. Write and learn opposites of the following words:**

a. first- \_\_\_\_\_

f. tight- \_\_\_\_\_

b. near- \_\_\_\_\_

g. come- \_\_\_\_\_

c. inside- \_\_\_\_\_

h. new- \_\_\_\_\_

d. many- \_\_\_\_\_

i. smaller- \_\_\_\_\_

e. after- \_\_\_\_\_

j. disappear- \_\_\_\_\_

## English Assignment –II (Articles- A/An & Subject Verb Agreement)

**Q1. Fill in the blanks with a or an.**

- a) \_\_\_\_\_ octopus has eight arms.
- b) I ate \_\_\_\_\_ orange.
- c) The bird built \_\_\_\_\_ nest.
- d) \_\_\_\_\_ horse run fast.
- e) We rode \_\_\_\_\_ elephant.
- f) I saw \_\_\_\_\_ old man in \_\_\_\_\_ street.
- g) She gave me \_\_\_\_\_ book.
- h) There is \_\_\_\_\_ cat in the yard.
- i) I have \_\_\_\_\_ pear in my basket.

**Q2. Fill in the blanks with is, am, are.**

1. I \_\_\_\_\_ a student of basketball.
2. Ram and Shyam \_\_\_\_\_ brothers.
3. The children \_\_\_\_\_ laughing.
4. We \_\_\_\_\_ watching television.
5. Rohit \_\_\_\_\_ a strong boy.
6. It \_\_\_\_\_ eight o' clock now.
7. She \_\_\_\_\_ a taxi driver.
8. Cats and dogs \_\_\_\_\_ pet animals
9. You \_\_\_\_\_ late again.
10. My brother \_\_\_\_\_ a doctor.
11. They \_\_\_\_\_ my parents.
12. He \_\_\_\_\_ our good neighbour.
13. These \_\_\_\_\_ pretty flowers.
14. This \_\_\_\_\_ a smart phone.

English Assignment- III

**Re-arrange the jumbled words to make sentences by using Capital letters and Full Stop.**

a) read/ to/ books/ I like

---

b) cold/ is/ this/ ice-cream

---

c) four /Nina /has/ pencils

---

d) pretty/ the/ leaves/ are

---

e) playing /is /football /he

---

f) heavy /is /this/ very/ box

---

g) blue /the/ car/ is

---

h) book /a /she/ reading/ is

---

## Maths Assignment- 1

Q.1. Fill in the blanks

A. 19, 18, \_\_\_\_\_, 16

B.  $0 + 3 = 3 +$  \_\_\_\_\_

C. 12 comes after \_\_\_\_\_.

D.  $5 +$  \_\_\_\_\_  $= 6$

E.  $8 - 6 =$  \_\_\_\_\_

F.  $9 + 0 =$  \_\_\_\_\_

G. \_\_\_\_\_ comes between 13 and 15.

H. \_\_\_\_\_ comes before 6.

I. Start from number 7, move forward 3 steps.

1 2 3 4 5 6 7 8 9 10

Start from \_\_\_\_\_

Reach at \_\_\_\_\_

J. Count backward, subtract and fill in the blanks.

a.  $12 - 5$

12 → \_\_\_\_\_


Ans. \_\_\_\_\_

b.  $20 - 4$

20 → \_\_\_\_\_

Ans. \_\_\_\_\_

Count the given blocks and write the number in the given blank.



Q. 2. Mark the statement as True or False.

A.  $6 + 0 = 5$

True

False

B. . We need two places to write the numbers from 10 to 20.

True

False

C.  $4 + 6 = 9$

True

False

D. Number 17 comes between 15 and 17.

True

False

E. The sum  $2 + 7$  is same as the sum  $7 + 2$ .

True

False

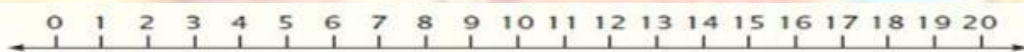
Q.3 Do the given questions.

A. Arrange the given numbers in increasing order. 16, 7, 12

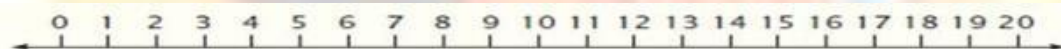
\_\_\_\_\_

B. Subtract using the number line.

a.  $7 - 5$



b.  $5 - 5$



C. Subtract:  $79 - 7 =$  \_\_\_\_\_

D. Subtract the following:

$$\begin{array}{r} \text{T O} \\ 53 \\ -12 \\ \hline \end{array}$$

$$\begin{array}{r} \text{T O} \\ 48 \\ -24 \\ \hline \end{array}$$

## Maths Assignment – 2

### Q 1. Fill in the Blanks.

A. When we subtract 0 from any number, the answer is the \_\_\_\_\_ number.

B.  $35 =$  \_\_\_\_\_ tens and \_\_\_\_\_ ones.

C. Write the number name for '39'. \_\_\_\_\_

D. Write the number name for '78'. \_\_\_\_\_

E. Place value of 6 in 67 is \_\_\_\_\_

F. Face value of 9 in 89 is \_\_\_\_\_

### Q2. Arrange the given numbers in decreasing order.

15, 5, 11, 21

---

### Q3. Write 3 numbers which are bigger than 60 and smaller than 70.

\_\_\_\_\_, \_\_\_\_\_, \_\_\_\_\_

### Q.4. Choose the correct option:

A. Choose the numbers in decreasing order.

1, 17, 16, 11

17, 16, 11, 1

11, 16, 17, 1

B. Choose the numbers in increasing order.

5, 14, 20

20, 14, 5

5, 20, 14

C. Choose the biggest number.

43

41

36

---

**Q 5. Write the answer with the help of the given box.**

12	43	17
28	9	36

Smallest number. \_\_\_\_\_

Biggest number. \_\_\_\_\_

Number that comes after 43 \_\_\_\_\_

Number that comes before 17 \_\_\_\_\_



# EVS Assignment -1

## Ch-3 My Neighborhood

### I. Tick the correct option:

1. Where do we go to board a bus?

- a. Railway station                      b. Bus Stop                      c. Airport

2. Where do we go to buy grocery items?

- a. School                      b. Market                      c. Bank

3. Where do we go to deposit money?

- a. Park                      b. Fire station                      c. Bank

4. Where do we go to play?

- a. Classroom                      b. Computer lab                      c. Playground

5. Where do we go, letters and parcels." to buy stamps, send letters and parcels?

- a. Police station.                      b. Post office                      c. Fire station

6. Where do we go when we are unwell?

- a. School                      b. Playground                      c. Hospital

### II. Fill in the blanks.

[Dustbin, farmer, Policeman, Clean, neighborhood)

1. A \_\_\_\_\_ grows crops for us.
2. We should keep our neighborhood \_\_\_\_\_.
3. The \_\_\_\_\_ protects us from thieves.
4. The area around your house is your \_\_\_\_\_.
5. We should throw waste in a \_\_\_\_\_.

### III. Write True or False.

1. A carpenter makes tables and chairs for us.
2. A chef looks after our garden.
3. Children play, learn and study at school.
4. A tailor stitches our clothes.



**IV. Match the following:**

- |                |  |
|----------------|--|
| 1. Cook        | a. Fixes leaking taps and pipes        |
| 2. Plumber     | b. Makes and repairs furniture         |
| 3. Milkman     | c. Keeps School safe                   |
| 4. Electrician | d. Makes food                          |
| 5. Carpenter   | e. Builds and repairs houses           |
| 6. Guard       | f. Mends shoes                         |
| 7. Gardener    | g. Fixes and repairs electrical things |
| 8. Tailor      | h. Stitches Clothes                    |
| 9. Mason       | i. Delivers milk                       |
| 10. Cobbler    | j. looks after plants                  |

**V. Case Study**



Q1. Name the person in this picture.

Ans \_\_\_\_\_

Q2. What is he doing?

Ans- \_\_\_\_\_

Q3. How can you help him?

Ans. \_\_\_\_\_

## EVS Assignment 2 Ch-4 My School

### I. Tick the correct option:

#### 1. Who teaches you in school?

- a. Doctor       b. Teacher       c. Driver

#### 2. Who helps to keep the school clean?

- a. Gardener       b. Student       c. School cleaner

#### 3. What do you carry your books in a school?

- a. Basket       b. Suit Case       c. Backpack

#### 4. Which of these places do you find in a school?

- a. Bedroom       b. Kitchen       c. Classroom

#### 5. Where do you borrow and read books in the school?

- a. Classroom       b. Library       c. Playground

### II. Write True or False.

1. You go the playground to play games.
2. We use computers in a music room.
3. We learn and study in the classroom.
4. We read and borrow books in the Art room
5. We should not write on the school walls.

### III. Fill in the blanks.

1. The teacher writes on the \_\_\_\_\_ [Wall/ board]
2. A library has many \_\_\_\_\_ [Swings/bookshelves]
3. A \_\_\_\_\_ looks after the books in the library [ gardener/librarian]
4. We use computer in the \_\_\_\_\_ [Science lab /Computer lab]
5. We should \_\_\_\_\_ our teachers and everyone who help us at school.

[disrespect / respect]

Q1. Write five things that the children carry to school.

Ans-

---

---

IV. Case Study

Library



Q1. Which place is shown in the picture?

Ans \_\_\_\_\_

Q2. Who looks after it?

Ans \_\_\_\_\_

Q3. Write one library rule that should be followed by the students.

Ans. \_\_\_\_\_

## Hindi Assignment

प्रश्ना1 - नीचे दिए गए वर्णों से तीन-तीन शब्द बनाइए।

सा = \_\_\_\_\_

जा = \_\_\_\_\_

ची = \_\_\_\_\_

शी = \_\_\_\_\_

दि = \_\_\_\_\_

चु = \_\_\_\_\_

मि = \_\_\_\_\_

प्रश्न 2- दिए गए खाली स्थान में उचित वर्ण भर-कर सार्थक शब्द बनाइए।

रता                      कतर                      ड़की

मका                      बक                       क आ

प्रश्न 3- पाठ के आधार पर सही (✓) या गलत (X) का निशान लगाइए।

(क) राहुल एक लाल चुनरी लाया।

(ख) मटरू चूहा बाहर खड़ा था।

(ग) मछली बड़ी चटकीली थी।

(घ) कुसुम ठुमक - ठुमक कर नाची।

प्रश्न 4- सही शब्दों पर गोला लगाओ।




मुरली - मूरली

गुड़ीया - गुड़िया

दूध - दुध

झूला-झूला

प्रश्न 5 - फूल की पत्तियों में दी गई मात्राओं से संबंधित शब्द लिखिए।



प्रश्न 6- दी गई मात्राओं के तीन-तीन शब्द लिखें।

रू के शब्द

---

---

---

रु के शब्द

---

---

---

प्रश्न 7- खाली स्थान भरें।

(मछली, मटरू, चुनचुन, हाथी)

क) गुड़िया का नाम \_\_\_\_\_ था।

ख) सबने \_\_\_\_\_ की सवारी की।

ग) \_\_\_\_\_ बड़ी सजीली थी।

ध) सब \_\_\_\_\_ की कार पर चढ़कर पिकनिक गए।

प्रश्न 8- सार्थक वाक्य बनाओ।

क) जूता- \_\_\_\_\_

ख) चुहिया - \_\_\_\_\_

ग) गुड़िया- \_\_\_\_\_

ध) झूला- \_\_\_\_\_

प्रश्न 9 - लिंग बदलिए।

माता = \_\_\_\_\_ भाई = \_\_\_\_\_ शेर = \_\_\_\_\_

राजा = \_\_\_\_\_ जाना = \_\_\_\_\_

प्रश्न 10- कोई पाँच फलों के नाम लिखो।

(क) \_\_\_\_\_ (ख) \_\_\_\_\_ (ग) \_\_\_\_\_

(घ) \_\_\_\_\_ (ङ) \_\_\_\_\_

प्रश्न 11- कोई पाँच वाहनों के नाम लिखिए।

(क) \_\_\_\_\_ (ख) \_\_\_\_\_ (ग) \_\_\_\_\_

(घ) \_\_\_\_\_ (ङ) \_\_\_\_\_

प्रश्न 12- अपने घर में मौजूद ऐसी चीजों की सूची बनाएं जिनके नाम में 'ऊ' की मात्रा आती है।

---

---

---

---

---

---

---

---

---

---

---

---

---

# Computer Assignment - 1



## QUIZ

Choose the pictures that shows the correct way of caring for ourselves and our computers.



1.



2.



3.




4.



5.



6.



7.



8.



9.



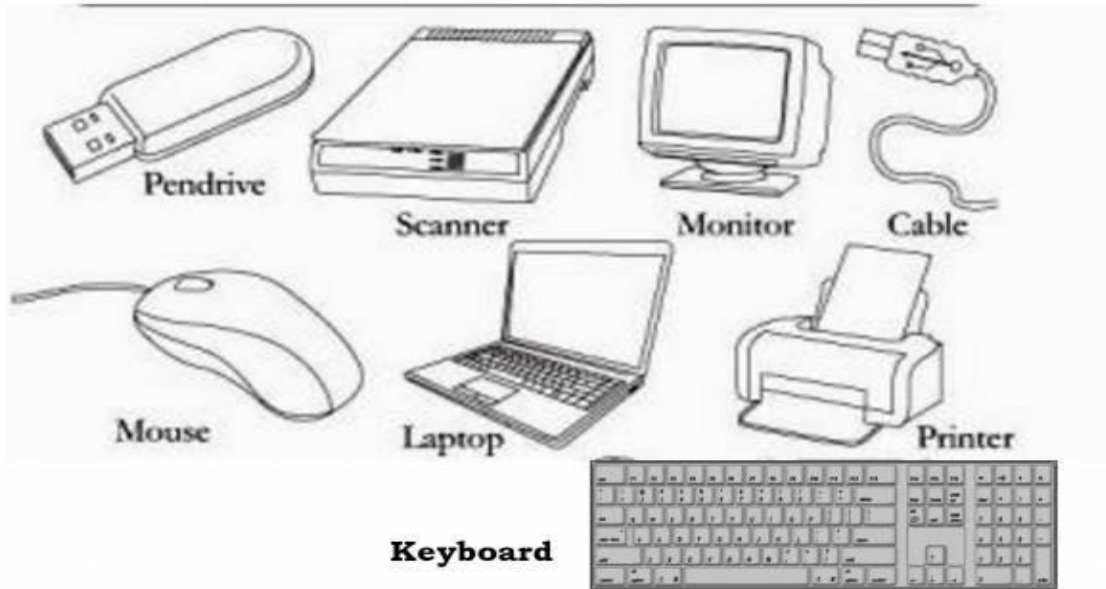
10.

## Computer Assignment - 2

### Word puzzle:

Find the NAMES of these terms related to the computer system.

Colour each word with a DIFFERENT colour.



L	T	M	O	N	I	T	O	R	B	V	Q	K
Y	F	O	H	J	R	C	A	B	L	E	M	E
S	D	U	P	E	N	D	R	I	V	E	G	Y
O	M	S	C	A	N	N	E	R	T	I	H	B
F	I	E	V	U	L	Y	W	R	H	A	C	O
X	H	B	R	S	C	I	L	K	V	Z	X	A
D	J	L	A	P	T	O	P	T	E	U	F	R
F	I	W	T	Y	X	M	K	U	G	S	E	D